

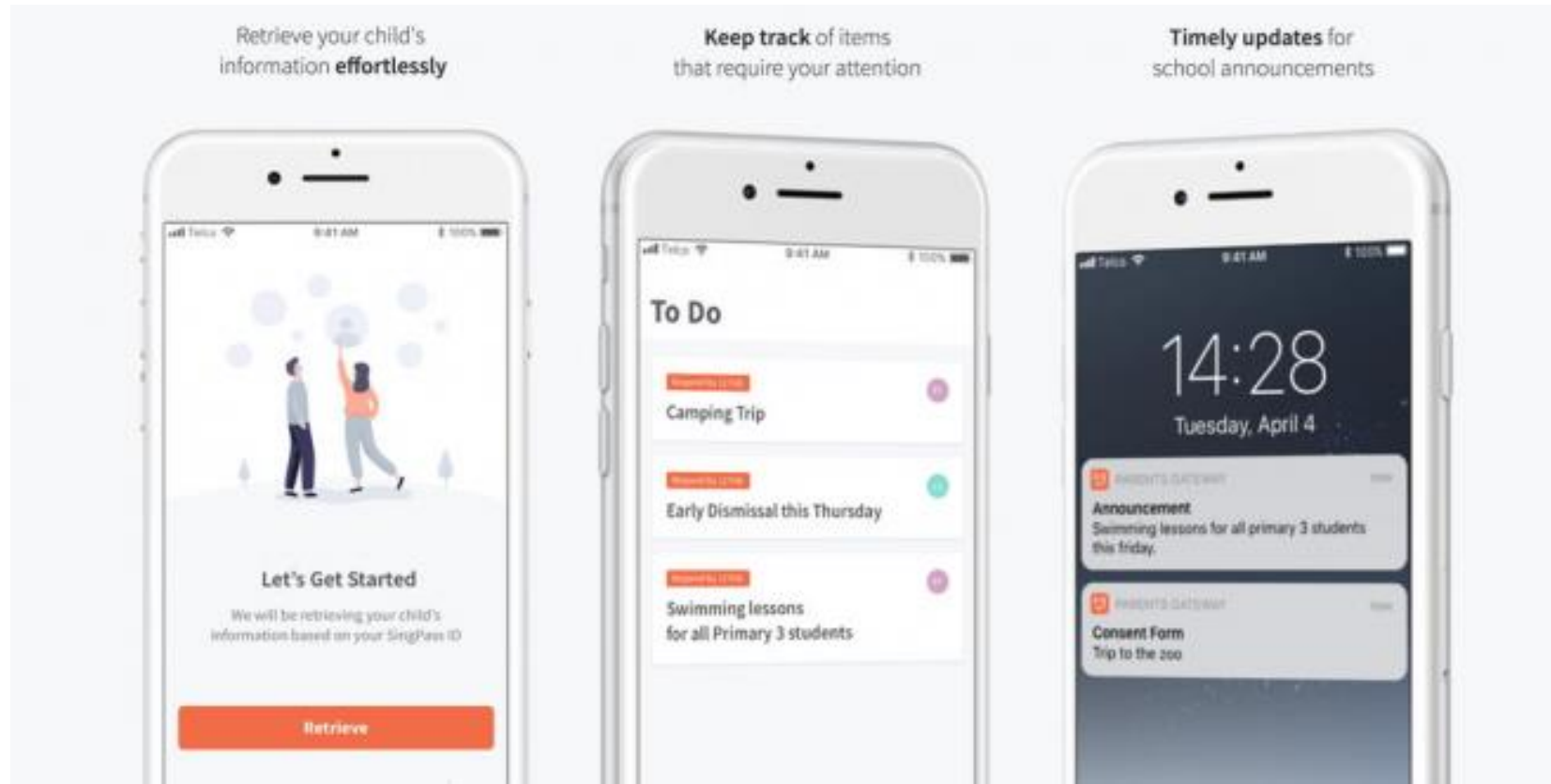


# **WELCOME TO PARENTS GATEWAY!**

Guide for parents

# PARENTS GATEWAY

Parents Gateway is an initiative by MOE to enable parents to interact with schools more conveniently on administrative matters. Parents will be able to use this app to stay updated on school's programme and activities.



**HOW DO YOU SIGN UP?**



# STEP 1: LOGIN WITH SINGPASS

If you do not have a Singpass Account, please visit the Singpass website, [www.singpass.gov.sg](http://www.singpass.gov.sg) or scan the QR codes for a Singpass and set up the 2-step verification (2FA). Should you require further assistance, please contact Singpass helpdesk at **6643-0555**

SINGPASS REGISTER



SET UP 2FA



## STEP 2: DOWNLOAD MOBILE APP

1. Open the Apple App store or Google Play store on your mobile phone
2. Search for the **PARENTS GATEWAY** mobile app, or scan the QR code below



ANDROID



IOS

3. Download and install app onto your phone
  4. Enable “**ALLOW NOTIFICATIONS**” to receive push notifications.
- Note: Supported OS versions - **Android 6.0 or later & iOS 9.1 or later**

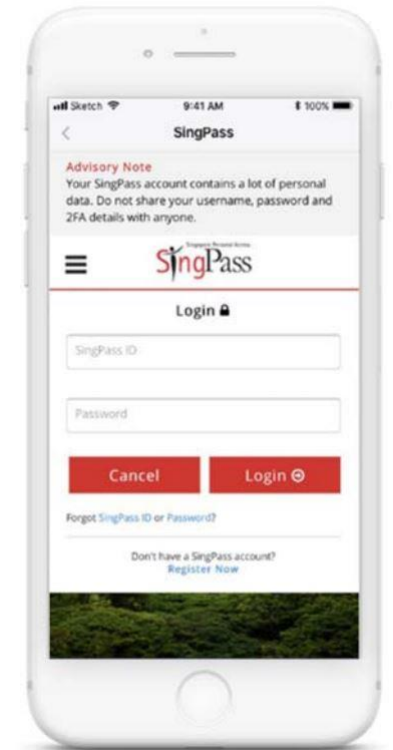


# STEP 3: ONE-TIME-ON-BOARDING

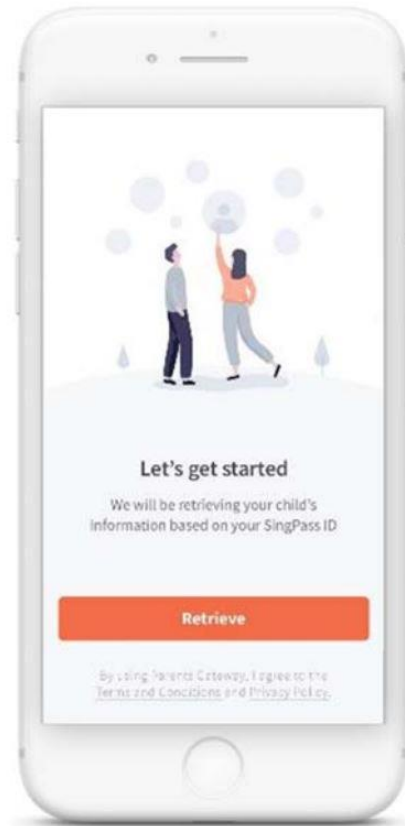
1. Tap on "login with Singpass"



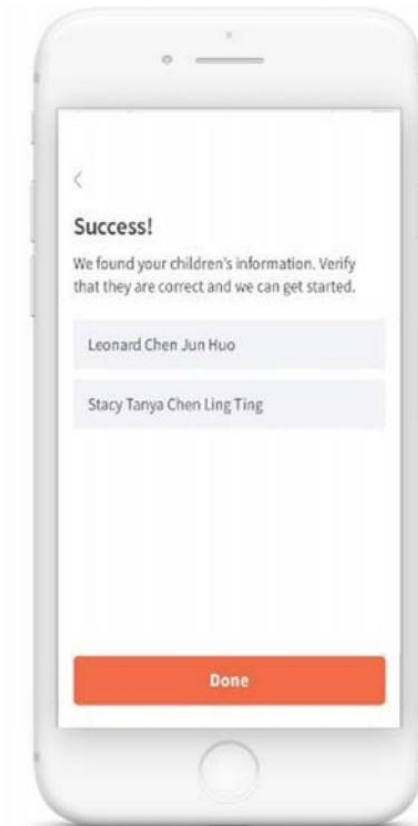
2. Login with your Singpass 2FA



3. Tap on “Retrieve” to retrieve your child(ren)’s information



4. Tap on “Done” to complete on-boarding



5. You should see your child(ren)'s school announcements and activities (if any)

